

Fuel Flow Meter

AIC - 900



- Accuracy better than 1% (For accuracy better than 0.5% see AIC NEMO family)
- Diesel consumption flow meter for engines up to 4000 KW (5400 HP)
- Permanent mounting system
- Ideal for fleet management applications

The AIC-900 flow meter has been designed for a permanent mount and for the fleet management whereas the instantaneous, average and cumulated values can be monitored.

Made for pulsating liquids, the true consumption of the vehicle engine is measured by switching the return flow from the tank directly to the fuel supply line.

Applications:

- Small, medium and large trucks
- Buses
- Construction, demolition machines
- Agriculture machines
- Boats
- Railway

Media that can be measured:

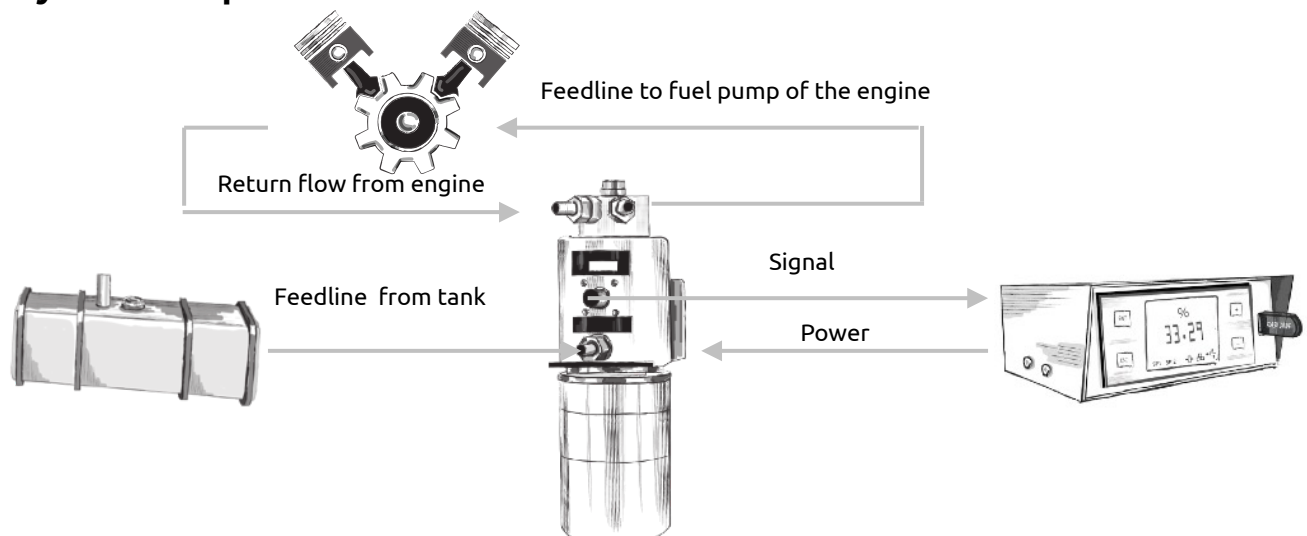
- any fuel oil

Features and benefits:

- Up to 15 % of fuel economy, through a constant control of the driver
- Reliable instantaneous consumption display and flow totalisation
- Average fuel consumption visualisation with 3 digits after coma
- Instrument protected via in-line fuel filter
- Mechanical meter of proven technology for more than 40 years
- No interferences with vehicle existing on-board electronic (CAN-Bus)
- AIC flow meters work on all fuel injection types including engines with fuel injection of latest generations



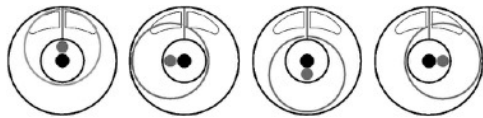
System Setup



Technology

Rotary piston technology

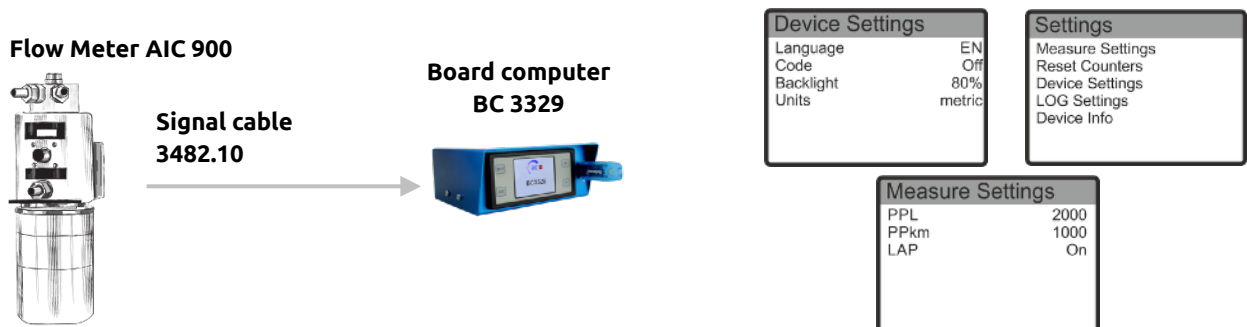
After decades of experience, AIC SYSTEMS Ltd. has opted for the reliable volumetric flow meter technology. The rotary piston technology fits the fuel consumption measuring principle ideally. A single moving piston oscillates softly in a measuring chamber protected by a thin layer of fuel maintaining the piston self floating. This allows the meter to have the less possible mechanical friction, thus reduced wear. Under normal working conditions the line pressure loss ahead of the measuring cell is of max. 100 mbar.



Direct measuring principle

With the Direct Measurement principle, the installation of only one AIC Fuel Flowmeter is required. The fresh and cool fuel consumed is aspirated from the tank and its volume measured by the AIC fuel Flowmeter before arriving in the AIC vortex head. In the Vortex head, the fresh fuel from the tank is mixed with the fuel returning from the engine. From the AIC Vortex head, the fuel is forwarded to the engine. With this solution no fuel is returning back to the tank and the fuel passing through the AIC Volumetric measuring chamber represents precisely the real engine consumption. The great benefit is that an AIC fuel consumption measuring system is ready to use right after installation.

Typical AIC 900 Installation



Board Computer BC3329

The Board Computer BC3329 Display has input for Flow and Speed sensors. All measured values can be easily seen and written off the large display.

The Board Computer BC3329 LOG has in addition the manual input for a lap routine. With the LOG version all values are logged on the USB stick in CSV format for a better evaluation and further processing.

- View instantaneous fuel consumption
- Average fuel consumption (3 decimals)
- Fuel consumption accumulation
- Lap routine for later calculations of the individual lap characteristic
- Reading in Metric or US unit
- Easy control with start, stop logs and reset functions
- All settings are stored and will not be lost in the event of power failure
- Languages: English, German, French, Spanish and Portuguese

Type: BC3329										
Seq#:	131									
FW Ver:	8.5									
FW#:	2005									
FWPin:	175									
Date:	Time:	current Consumption:	Temperature:	total Consumption:	Ø Consumption:	Speed:	Ø Speed:	ODO:		
22.5.19	01:57:09	146.6 l/h	40.5 °C	25033.7 l	146.6 l/h	2 km/h	1.7 km/h	11254 km		
22.5.19	01:57:11	149.2 l/h	40.6 °C	25033.7 l	146.6 l/h	2 km/h	1.7 km/h	11254 km		
22.5.19	01:57:13	148 l/h	40.6 °C	25033.8 l	146.6 l/h	3 km/h	1.7 km/h	11254 km		
22.5.19	01:57:15	146.5 l/h	40.5 °C	25033.9 l	146.6 l/h	4 km/h	1.7 km/h	11254 km		
22.5.19	01:57:17	148 l/h	40.5 °C	25034 l	146.6 l/h	6 km/h	1.7 km/h	11254 km		
22.5.19	01:57:19	146.1 l/h	40.5 °C	25034.1 l	146.6 l/h	8 km/h	1.7 km/h	11254 km		
22.5.19	01:57:21	147.9 l/h	40.5 °C	25034.2 l	146.6 l/h	10 km/h	1.7 km/h	11254 km		
22.5.19	01:57:23	145.9 l/h	40.5 °C	25034.2 l	146.6 l/h	10 km/h	1.7 km/h	11254 km		
22.5.19	01:57:27	145.9 l/h	40.5 °C	25034.3 l	146.6 l/h	10 km/h	1.7 km/h	11254 km		
22.5.19	01:57:29	149.9 l/h	40.5 °C	25034.3 l	146.6 l/h	10 km/h	1.7 km/h	11254 km		
22.5.19	01:57:31	147.6 l/h	40.5 °C	25034.9 l	146.6 l/h	10 km/h	1.7 km/h	11254 km		
22.5.19	01:57:33	150.2 l/h	40.5 °C	25034.7 l	146.6 l/h	10 km/h	1.7 km/h	11254 km		
22.5.19	01:57:35	146.5 l/h	40.3 °C	25034.7 l	146.6 l/h	10 km/h	1.7 km/h	11254 km		
22.5.19	01:57:37	147.6 l/h	40.4 °C	25034.8 l	146.6 l/h	10 km/h	1.7 km/h	11254 km		
22.5.19	01:57:39	146.6 l/h	40.4 °C	25034.9 l	146.6 l/h	10 km/h	1.7 km/h	11254 km		
22.5.19	01:57:41	148 l/h	40.4 °C	25035 l	146.6 l/h	10 km/h	1.7 km/h	11254 km		
22.5.19	01:57:43	145.2 l/h	40.4 °C	25035.1 l	146.6 l/h	10 km/h	1.7 km/h	11254 km		

Technical data

AIC 904 / 908 / 908s / 915 / 920

Model		904	908	908s	915	920
Measuring range	l/h (gph)	1 ...80 (2.5 ... 160)	4...200 (7.5 53)	4...240 (7.5 53)	10 ...600 (2.5 ... 160)	30...1500 (7.5 400)
App.starting flow rate	l/h (gph)	0.25 (0)	1 (0.26)		4 (1.05)	12 (3.2)
Accuracy		Better 1%				
Repeatability		Better 0.2%				
Admissible pressure	bar/ psi	-1 to 6 / -14 to 87			-1 to 16 / -14 to 232	
Operating temperature	C°/F°	-30 ... 100 / -22 ... 212				
Power supply		8 - 28 VDC				
Pulse signal		Rectangular NPN, open collector, pulse width 0,7 ms			Square pulse, 50 % duty cycle	

All informations are subject to change.



www.flowmeter-aic.com

AIC SYSTEMS AG

Ringstrasse 9
4123 Allschwil

Switzerland

T +41 61 481 84 39

info@flowmeter-aic.com